

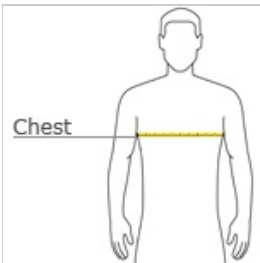


Heavy Blend™ Full-Zip Hooded Sweatshirt 18600



- 8-ounce, 50/50 cotton/poly pill-resistant air jet yarn
- Double-needle stitching
- Unlined hood with dyed-to-match drawcord
- YKK metal zipper
- 1x1 rib knit cuffs and waistband with spandex
- Front pouch pockets

HOW TO MEASURE




















CHEST
With arms down at sides, measure around the upper body, under arms and over the fullest part of the chest.

SIZE CHART

	S	M	L	XL	2XL	3XL	4XL	5XL
Chest	38-40	42-44	46-48	50-52	54-56	58-60	60-62	64-66

COLOR INFORMATION

 Ash Grey PMS COOL GREY 3 PMS 426 C	 Black	 Cardinal	 Carolina Blue PMS 645 C	 Dark Chocolate PMS BLACK 5 C	 Forest Green PMS 5535 C	 Irish Green	 Light Pink PMS 685 C	 Maroon PMS 7644 C	 Navy PMS 533 C	 Purple
 Red PMS 7620 C	 Royal PMS 7686 C	 Safety Green	 Safety Orange	 Sports Grey	 White PMS COOL GREY 7 PMS WHITE C					

*Not all sizes are available in every color.